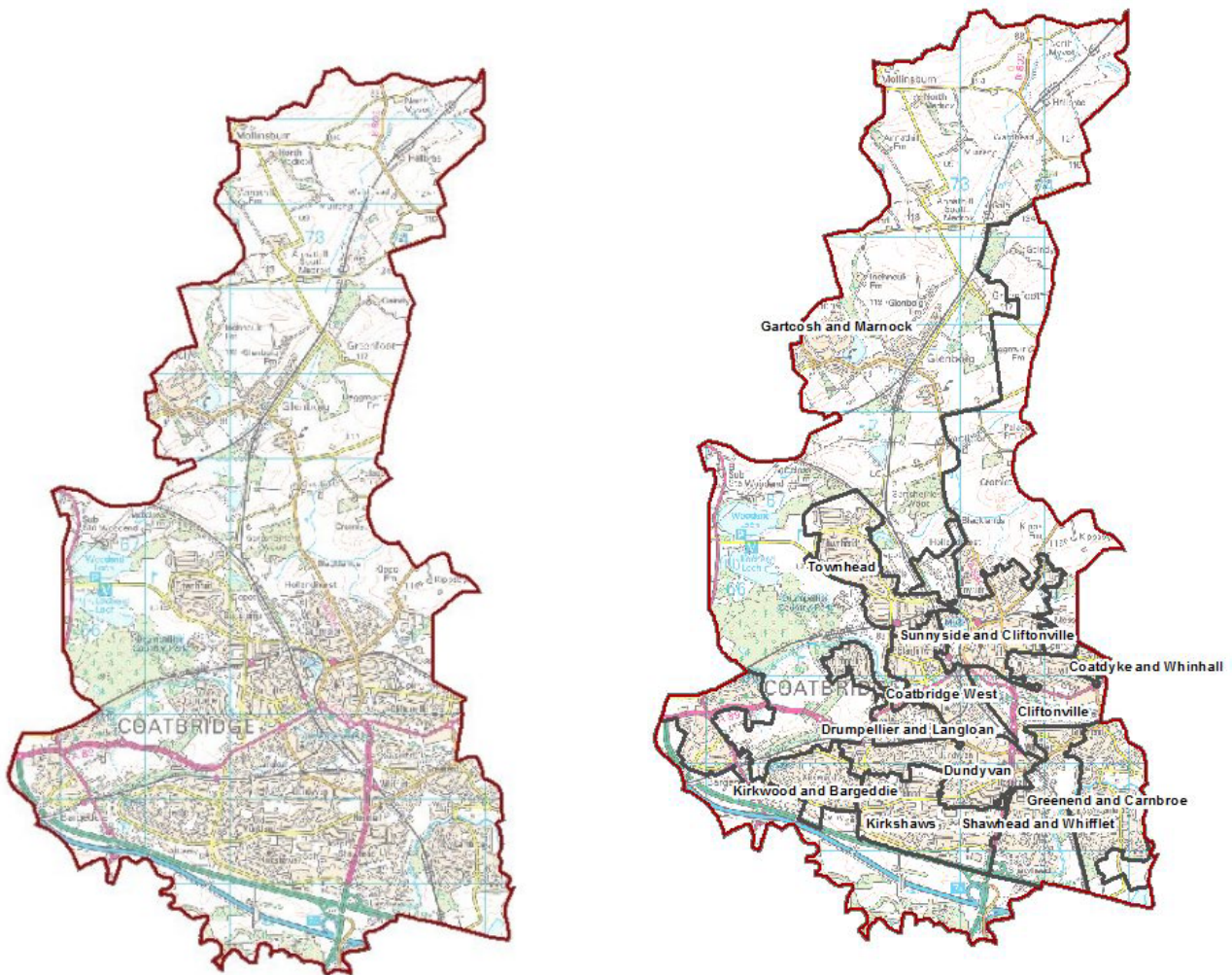


## Coatbridge Health and Social Care Locality Profile Spring 2025



## GEOGRAPHY

There are six health and social care localities across North Lanarkshire. The data in this profile is presented at intermediate datazone geography where possible these 78 geographies have been allocated to the locality areas on a best fit basis. Intermediate Data Zones in Scotland are statistical geographies used to produce local area statistics. They cover larger populations and areas compared to Data Zones, which are smaller units designed to have a population of between 500 and 1,000 people. Intermediate Zones are used when statistics cannot be published at the Data Zone level due to the risk of disclosing sensitive information, however some data is shown at ward level when the data is only available at that level.

The data is drawn from public sources and should be considered alongside local knowledge and with due consideration of the confidence levels around the data.

Upper and lower 95% confidence intervals are shown throughout this document, where appropriate. In charts, these are shown as grey error bars in bar charts. Confidence intervals show the range of possible values and a certainty that the true value falls within them.

## DATA SOURCES

National Records of Scotland

ScotPHO Profiles

Stat-Xplore

## ONTENTS

The graphs and diagrams below show the data for the intermediate geographies within Airdrie locality.

### POPULATION

---

Mid-Year Estimates (2022)

Population Projections (2037)

Where the 65+ population live (2022)

Single Adult Households (2019 - 2023)

### LIFE EXPECTANCY

---

Male and Female Life Expectancy – Scotland and North Lanarkshire Family Group (2022)

Male and Female Life Expectancy – Locality and Intermediate Datazones (2021)

### POVERTY AND DEPRIVATION

---

Income and Employment Deprivation (Based on SIMD 2020)

Percentage of Children (aged under 16) living in relative low-income families (2022/23)

Percentage of population prescribed drugs for anxiety/depression/psychosis (2019 – 2023)

### BENEFITS

---

Recipients of Pension Credit (May 2024)

Recipients of Attendance Allowance (May 2024)

### MOTHER AND BABY INDICATORS

---

Breastfeeding rates (2022)

Percentage of healthy birth weight babies (2022)

Percentage of women smoking during pregnancy (2022)

### IMMUNISATIONS

---

Percentage of 6 in 1 immunisation uptake at 24 months (2022)

Percentage of MMR immunisation uptake at 24 months (2022)

Percentage of HPV Vaccine uptake in S3 girls (2021)

### EARLY DEATHS

---

Deaths aged 15-44 years (2022)

Early Deaths from Cancer aged <75 years (2022)

Early deaths from coronary heart disease aged <75 years (2022)

### HOSPITAL ADMISSIONS

---

Coronary heart disease patient hospitalisations (2021/22 to 2023/24)

Alcohol related hospital admissions (2019-2023)

Emergency patient hospitalisations (2022)

Patients aged 65+ with multiple emergency hospital admissions (2022)

## SCREENING

---

Percentage bowel screening uptake (2021)

## COATBRIDGE HSCP POPULATION 2022

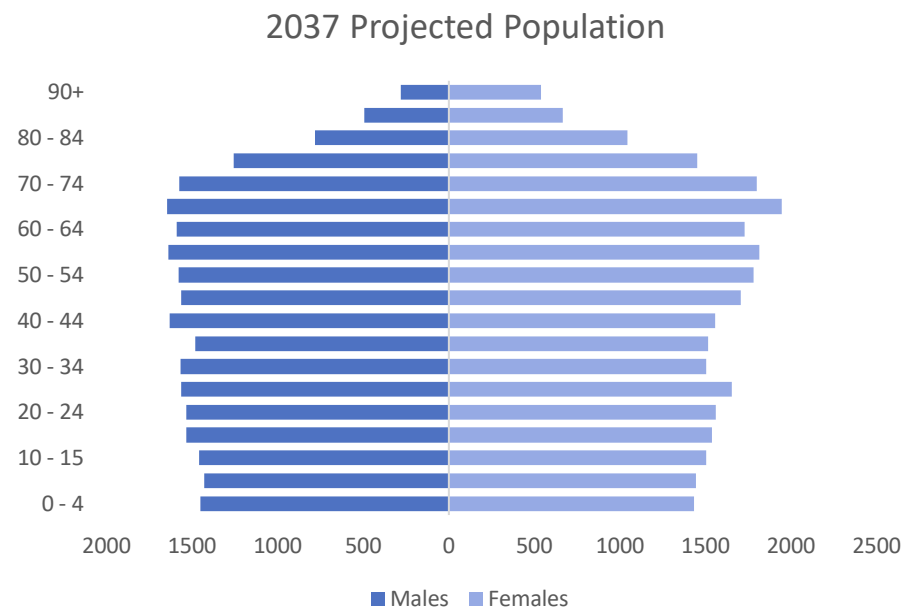
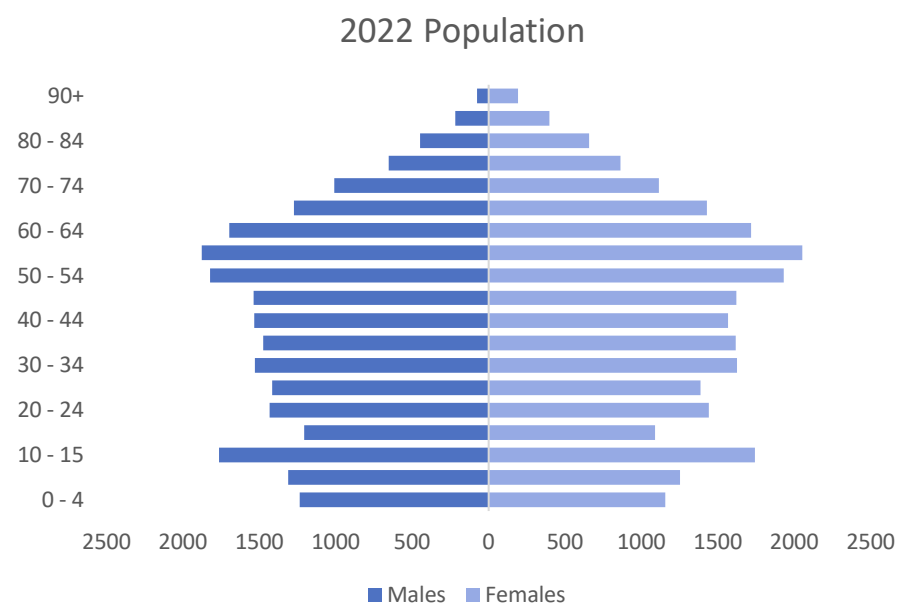
In 2022, the population of North Lanarkshire was 340,920. Data published by the National Records of Scotland projects that in 2037 the population of North Lanarkshire will be 338,195.

The table below outlines the population within Coatbridge locality in 2022, with the projected population in 2037 shown in the table on the right.

	Males	Females	Persons
0 - 4	1,237	1,154	2,391
5 - 9	1,313	1,251	2,564
10 - 15	1,766	1,742	3,508
16 - 19	1,206	1,088	2,294
20 - 24	1,432	1,442	2,874
25 - 29	1,418	1,384	2,802
30 - 34	1,529	1,625	3,154
35 - 39	1,477	1,616	3,093
40 - 44	1,533	1,565	3,098
45 - 49	1,539	1,622	3,161
50 - 54	1,823	1,929	3,752
55 - 59	1,879	2,053	3,932
60 - 64	1,698	1,715	3,413
65 - 69	1,274	1,429	2,703
70 - 74	1,012	1,113	2,125
75 - 79	655	861	1,516
80 - 84	450	657	1,107
85 - 89	217	398	615
90+	76	193	269
<b>Total population</b>	<b>23,534</b>	<b>24,837</b>	<b>48,371</b>

	Males	Females	Persons
0 - 4	1,452	1,433	2,885
5 - 9	1,428	1,445	2,874
10 - 15	1,459	1,505	2,964
16 - 19	1,535	1,537	3,072
20 - 24	1,532	1,561	3,093
25 - 29	1,563	1,653	3,216
30 - 34	1,568	1,504	3,071
35 - 39	1,481	1,516	2,997
40 - 44	1,632	1,555	3,187
45 - 49	1,565	1,705	3,270
50 - 54	1,579	1,779	3,358
55 - 59	1,637	1,814	3,451
60 - 64	1,589	1,728	3,316
65 - 69	1,647	1,945	3,592
70 - 74	1,574	1,799	3,373
75 - 79	1,255	1,451	2,706
80 - 84	782	1,044	1,826
85 - 89	494	666	1,160
90+	280	538	818
<b>Total population</b>	<b>26,053</b>	<b>28,178</b>	<b>54,231</b>

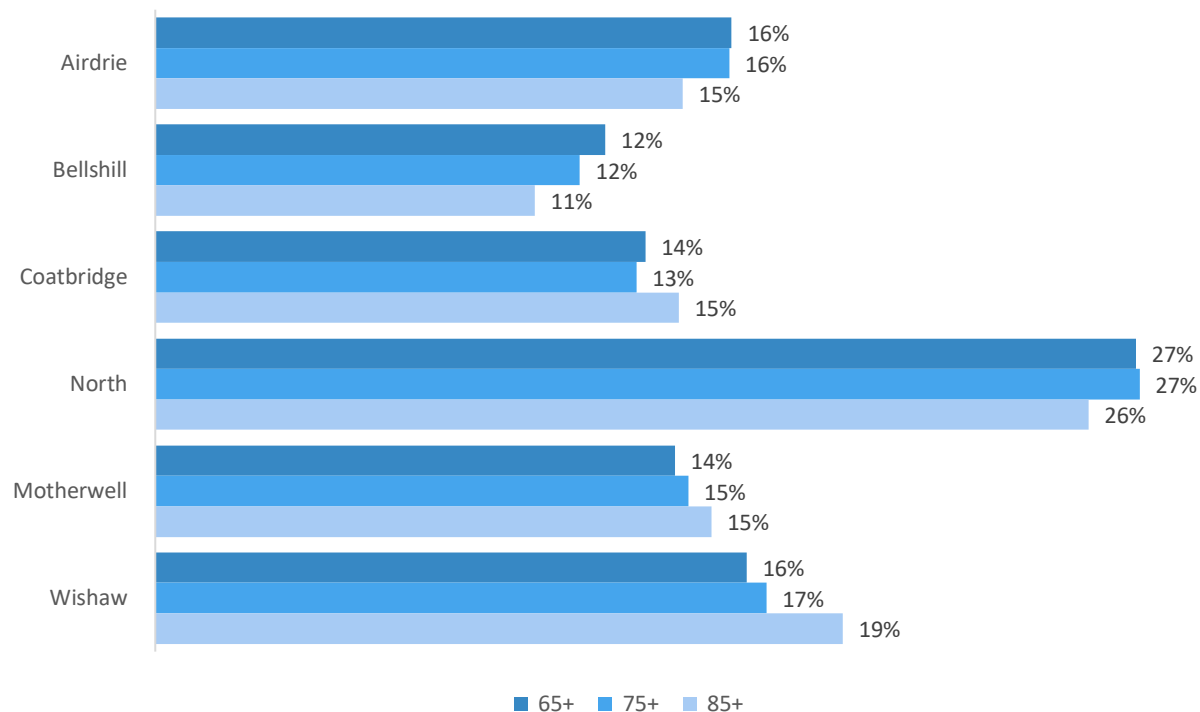
The 2022 population of Coatbridge locality is shown on the pyramid on the left. The projected population for the Coatbridge locality in 2037 is shown on the population pyramid on the right. The chart highlights an ageing population; showing the expected increase in the population of older people and changes to the younger population.



## WHERE THE 65+ POPULATION LIVE

The chart below shows the percentage of people over the age of 65 living in localities across North Lanarkshire. There has been no significant change in the population distribution since the last locality profile update, which used data from 2021.

### WHERE THE 65+ POPULATION LIVE – UNIVERSITY HEALTH AND SOCIAL CARE NORTH LANARKSHIRE LOCALITIES 2022



---

## SINGLE ADULT HOUSEHOLDS

Scotland has the highest proportion of one-person households in the UK. Scotland's ageing population is one contributing factor as older people are more likely to live alone or in smaller households. Older people living alone is considered a key indicator of vulnerability.

### SINGLE ADULT HOUSEHOLDS 2019 - 2023

	North Lanarkshire		Coatbridge	
	Number	% of locality households	Number	% of locality households
2019	59139	37.8	8860	38.8
2020	61548	39.1	9167	40
2021	62962	39.8	9267	40.2
2022	64123	40.2	9396	40.5
2023	63924	39.8	9331	40.3
Change 2019 - 2023	4785	8.1%	471	5.3%



## LIFE EXPECTANCY 2021-2023

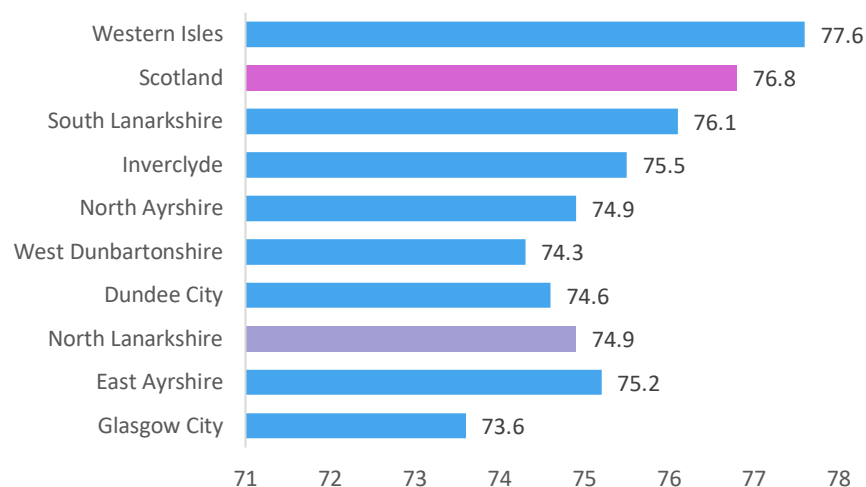
The trend for increased life expectancy in Scotland and the UK has stalled in recent years, decreasing for both males and females since 2018-2020. Discussions about this trend are available to read at this [webpage](#)<sup>1</sup>. Life expectancy fell during the COVID 19 pandemic and whilst it has risen slightly, it remains lower than before the pandemic<sup>2</sup>.

Scotland continues to have the lowest life expectancy in the UK and of all Western European countries<sup>2</sup>. Life expectancy in Scotland was 76.8 years for males and 80.85 for females, compared to 78.6 for males and 82.6 for females across the UK. Life expectancy was highest in East Renfrewshire and lowest in Glasgow City for both males and females.

The graphs below show the current life expectancy at birth for North Lanarkshire, alongside other council areas that belong to the same family group in terms of deprivation. South Lanarkshire is included for local benchmarking.

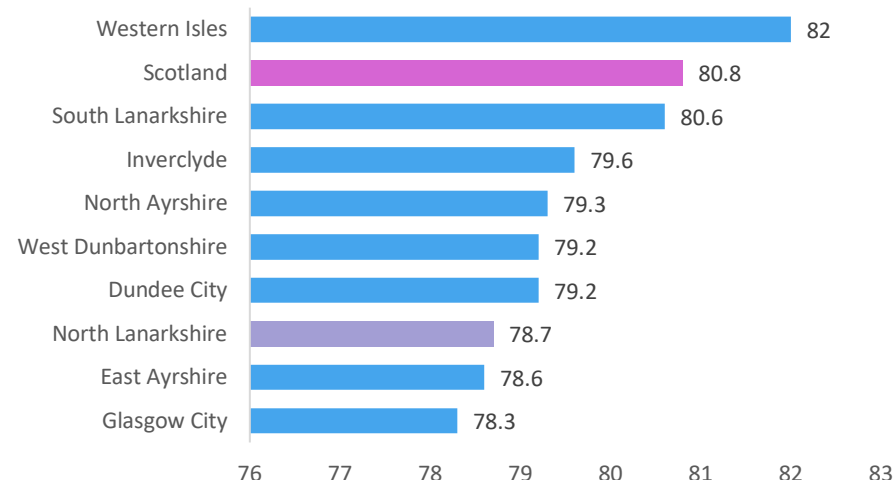
MALE LIFE EXPECTANCY NORTH LANARKSHIRE FAMILY GROUP, 2022

(2021 TO 2023; 3-YEAR AGGREGATES)



FEMALE LIFE EXPECTANCY NORTH LANARKSHIRE FAMILY GROUP, 2022

(2021 TO 2023; 3-YEAR AGGREGATES)



<sup>1</sup> <https://www.scotpho.org.uk/population-dynamics/health-and-life-expectancies/key-points/>

<sup>2</sup> [Life Expectancy in Scotland 2021-2023 - National Records of Scotland \(NRS\)](#)

Further information on [life expectancy](#)<sup>1</sup> across North Lanarkshire is available.

ESTIMATED LIFE EXPECTANCY – UNIVERSITY HEALTH AND SOCIAL CARE NORTH LANARKSHIRE LOCALITIES, 2021  
(2019-2023 5-YEAR AGGREGATE)

Males

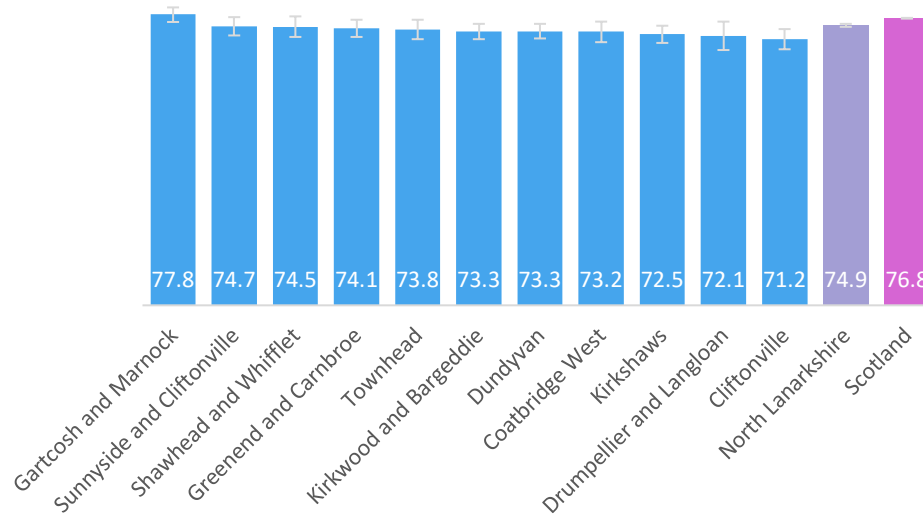


Females

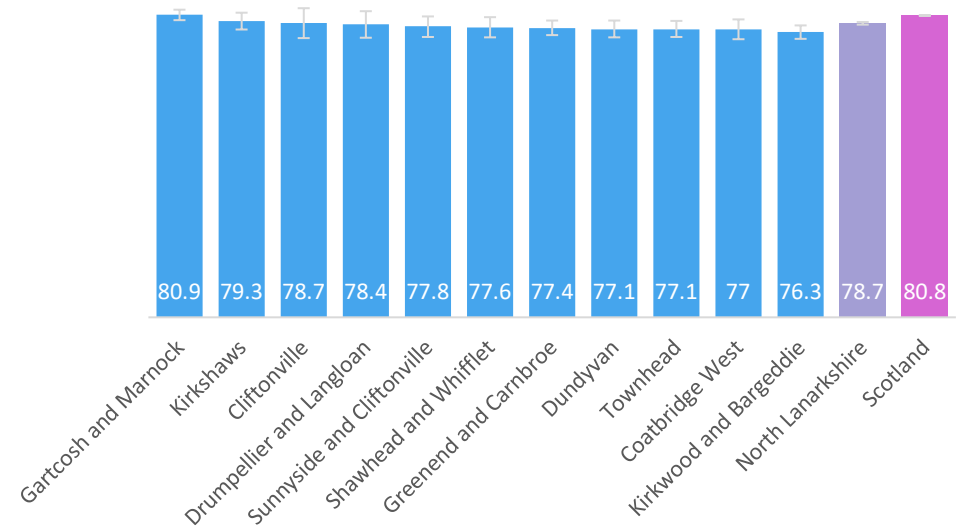


ESTIMATED LIFE EXPECTANCY IN INTERMEDIATE DATAZONES IN COATBRIDGE LOCALITY, 2021  
(2019-2023 5-YEAR AGGREGATE)

Males



Females



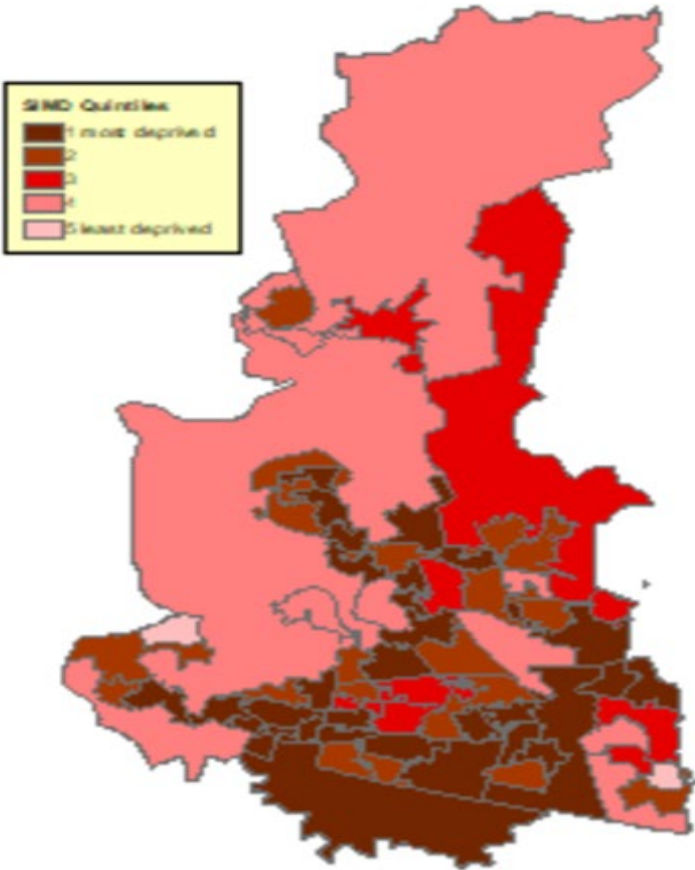
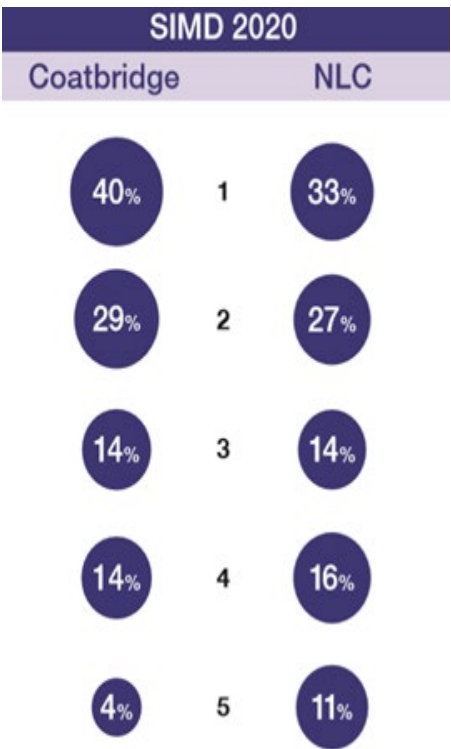
# Poverty and deprivation

The following section examines the levels of deprivation in Coatbridge using the Scottish Index of Multiple Deprivation (SIMD). SIMD is a tool designed to identify areas in Scotland where people face disadvantages across various aspects of their lives.

The SIMD ranks small geographical areas, known as datazones, in Scotland by several factors - income, employment, health, education, housing, crime and access to services.

Based on these ranks, each datazone is then given an overall deprivation rank which is then used to split datazones into Deprivation Quintiles (Quintile 1 being the most deprived, and Quintile 5 the least). The most recent SIMD ranking was carried out in 2020.

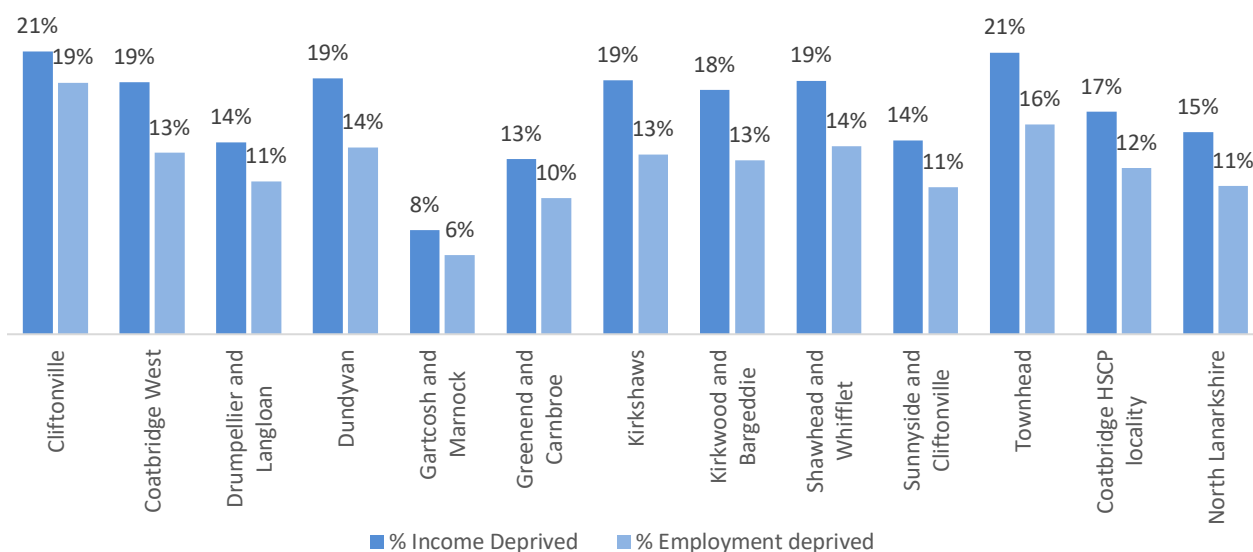
The graphic below illustrates the percentage of Coatbridge’s population living in each Quintile, compared to the North Lanarkshire figures.



## INCOME AND EMPLOYMENT DEPRIVATION

The graph below is from the Scottish Index of Multiple Deprivation (SIMD) 2020. It shows the percentage of people who are income and employment deprived within the locality. The number income deprived people include dependants of someone who is income deprived. This [webpage<sup>2</sup>](#) provides information on the range of income and employment deprivation across North Lanarkshire.

INCOME AND EMPLOYMENT DEPRIVATION – % OF INTERMEDIATE DATAZONE POPULATION SIMD 2020



Within the SIMD 2020, other issues highlighted by the data are (1=most deprived; 6976 = least deprived):

- 22 of the 65 datazones are ranked within the 15% most deprived communities in the country.
- 18 datazones are within the 15% most health deprived areas of the country, the 6 datazones below are ranked within the 5% most health deprived.
  - Cliftonville - Towers and Dunbeth nursery
  - Greenend - John Smith Gardens to Southfield Crescent
  - Barrowfield - Benson Street to Bute Street
  - Coatbridge - Time Capsule
  - Kirkwood - Bankhead Place to Huntly Drive
  - Rosehall - Calder Avenue to Broughton Place

SIMD Health Rank 40  
SIMD Health Rank 69  
SIMD Health Rank 89  
SIMD Health Rank 112  
SIMD Health Rank 281  
SIMD Health Rank 269

<sup>2</sup> <https://www.northlanarkshire.gov.uk/your-council/facts-and-figures/scottish-index-multiple-deprivation-simd-2020>

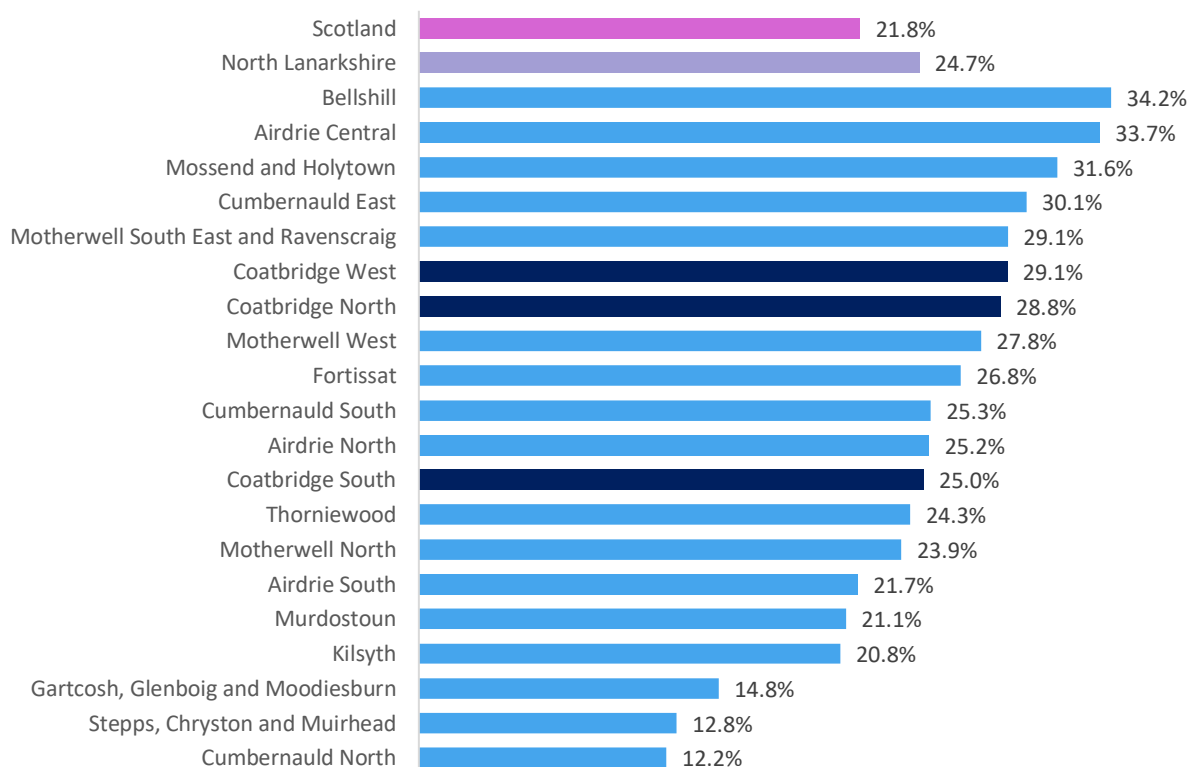
## RELATIVE LOW INCOME

Relative low income is defined as a family in low income before housing costs (BHC). A family must have claimed one or more of: Universal Credit, Tax Credits or Housing Benefit at any point in the year to be classed as low income in these statistics.

The three wards highlighted in the chart below make up Coatbridge HSCP locality. In North Lanarkshire, 24.7% (14,867) of children aged under 16 live in relative low-income families compared to the Scottish figure of 21.8% (194,592).

There has been an increase since the last locality profile update, which used 2021 data. North Lanarkshire and Scotland were both 19%. Coatbridge West was 20.3%, Coatbridge North was 22.9% and Coatbridge South 21.2%.

### PERCENTAGE OF CHILDREN (AGED UNDER 16) LIVING IN RELATIVE LOW-INCOME FAMILIES 2022/23 (BEFORE HOUSING COSTS)

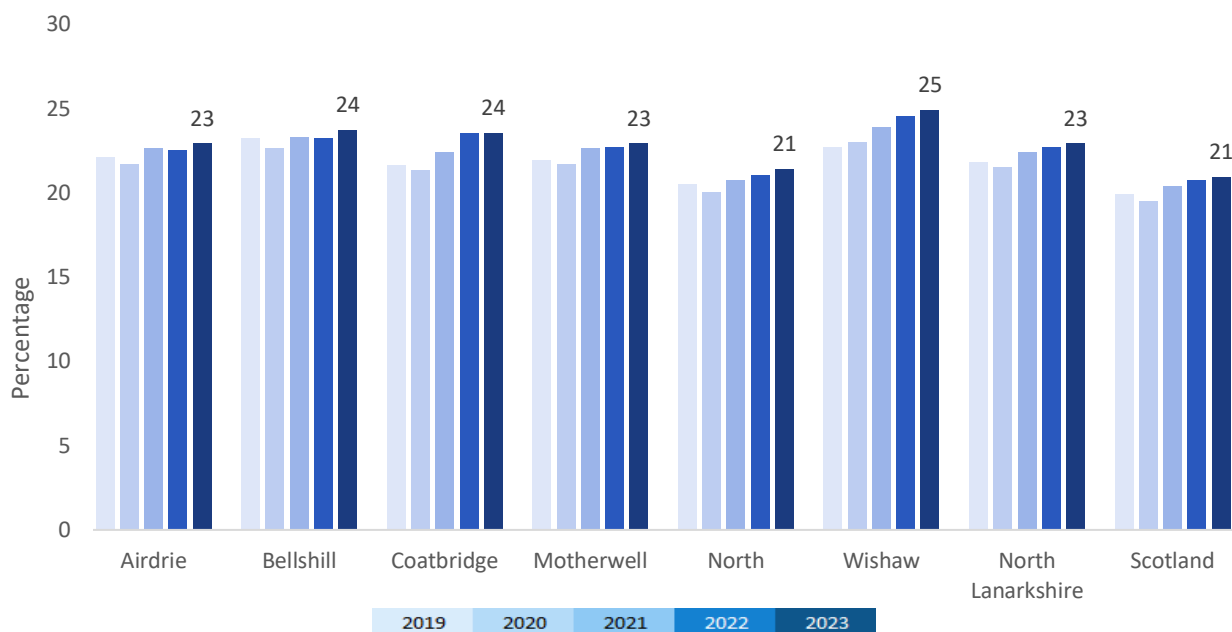


## POPULATION PRESCRIBED DRUGS FOR ANXIETY/DEPRESSION/PSYCHOSIS

The proportion of the population prescribed drugs for anxiety, depression, or psychosis, is one indicator used to calculate the health domain of SIMD. The graph below shows the percentage of people who are prescribed drugs for anxiety/depression/ psychosis. There has been no significant change over the five years shown in the chart.

### PERCENTAGE OF POPULATION PRESCRIBED DRUGS FOR ANXIETY/DEPRESSION/PSYCHOSIS UNIVERSITY HEALTH AND SOCIAL CARE NORTH LANARKSHIRE LOCALITIES

2019/20 TO 2023/24 FINANCIAL YEARS



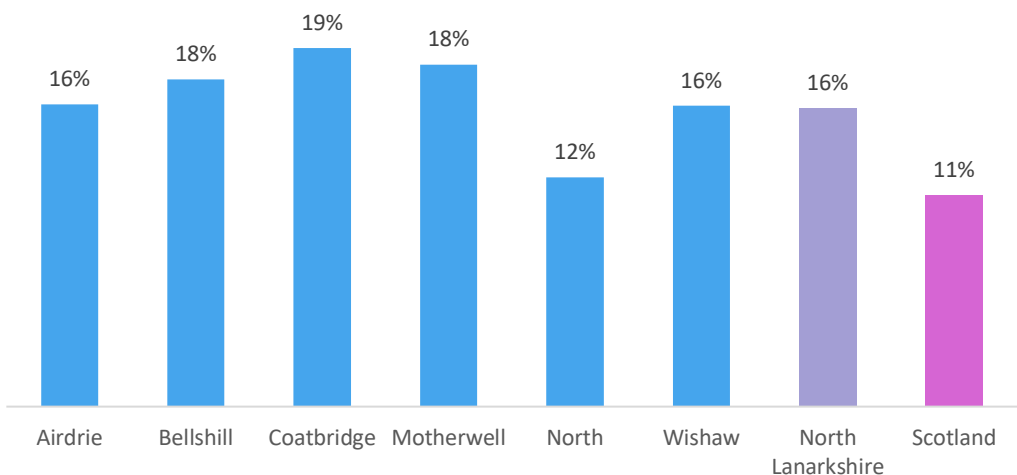
## BENEFITS

### PENSION CREDIT

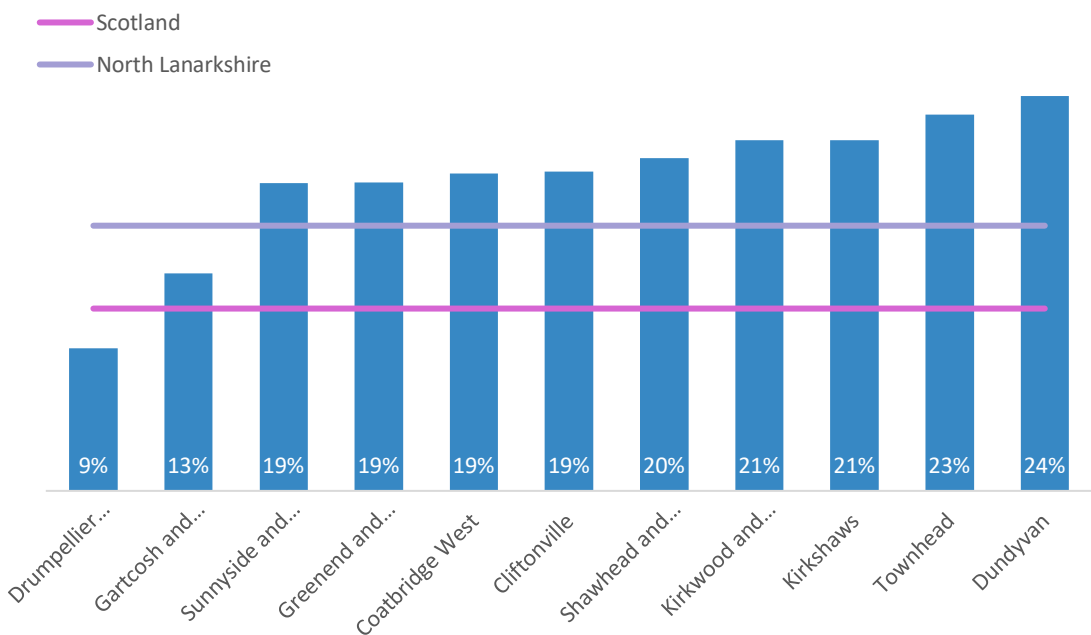
Pension Credit is a means-tested benefit for people over State Pension age who have a low income. It is made up of two parts – Guarantee Credit and Savings Credit. Pension Credit (Guarantee Credit) tops up any other income to a standard minimum amount.

11% of people over the aged of 65 in Scotland receive Pension Credit. In North Lanarkshire the figure is 16%. The number of people claiming Pension Credit has remained stable since the previous locality profile update which used data from May 2022.

#### RECIPIENTS OF PENSION CREDITS AS PERCENTAGE OF 65+ POPULATION UNIVERSITY HEALTH AND SOCIAL CARE NORTH LANARKSHIRE LOCALITIES MAY 2024



#### RECIPIENTS OF PENSION CREDITS AS PERCENTAGE OF 65+ POPULATION – INTERMEDIATE DATAZONES IN COATBRIDGE MAY 2024

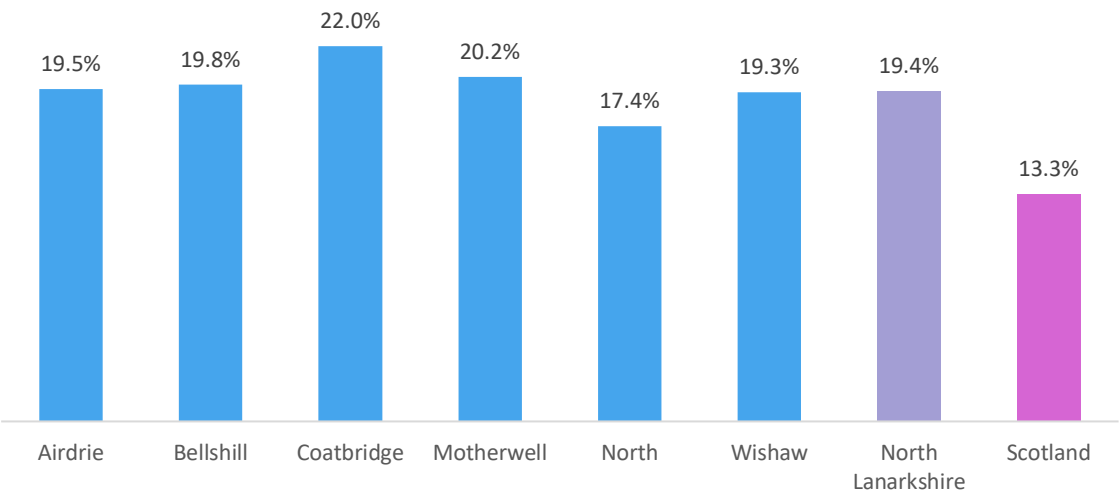




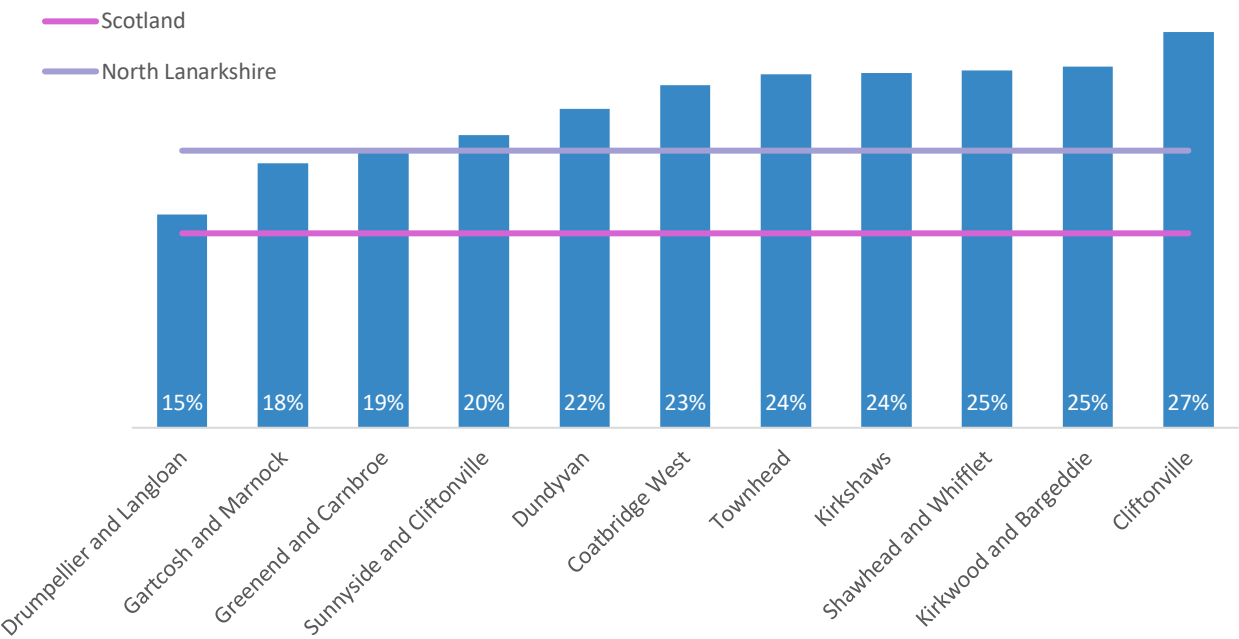
ATTENDANCE ALLOWANCE

Attendance allowance is a non-means tested benefit awarded to people aged over 65 who have difficulty in managing some of their day to day activities due to health conditions. It is a proxy for the health of this population group. The number of people claiming attendance allowance is higher in North Lanarkshire (19.4%) than the Scotland average of 13.3%. All of the localities within North Lanarkshire have a rate higher than the Scotland average – Coatbridge is the highest at 22%.

ATTENDANCE ALLOWANCE (POPULATION AGED 65+) UNIVERSITY HEALTH AND SOCIAL CARE NORTH LANARKSHIRE LOCALITIES MAY 2024



ATTENDANCE ALLOWANCE (POPULATION AGED 65+) INTERMEDIATE DATAZONES IN COATBRIDGE MAY 2024



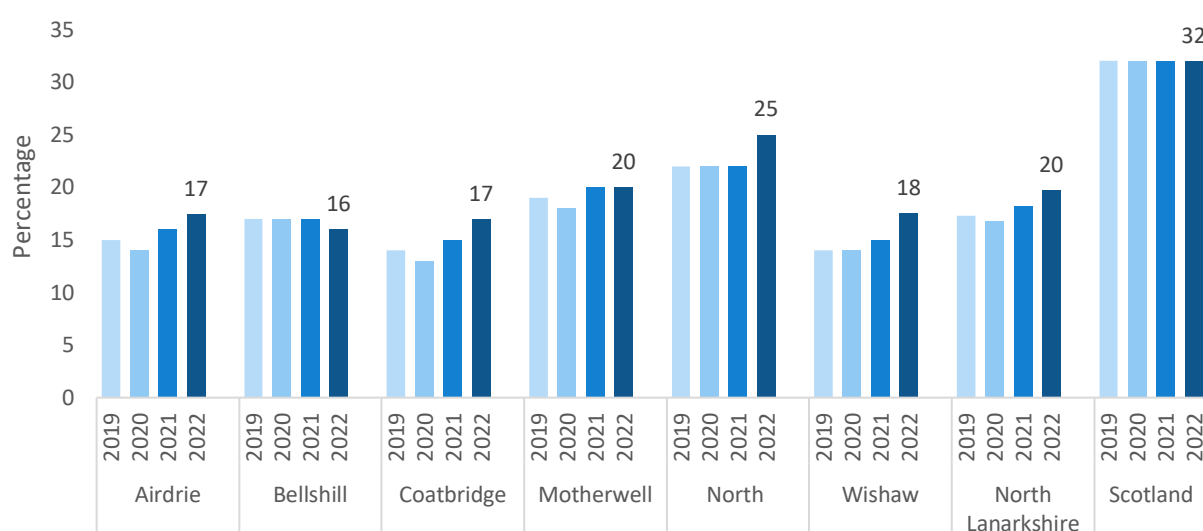
## MOTHER AND BABY INDICATORS

### BREASTFEEDING

Breastfeeding provides the best nutrition for babies and young children and supports children's health in the short and longer term. Breastfeeding also benefits mothers' health. Improving breastfeeding rates helps to improve the health of babies and mothers and reduce inequalities in health.

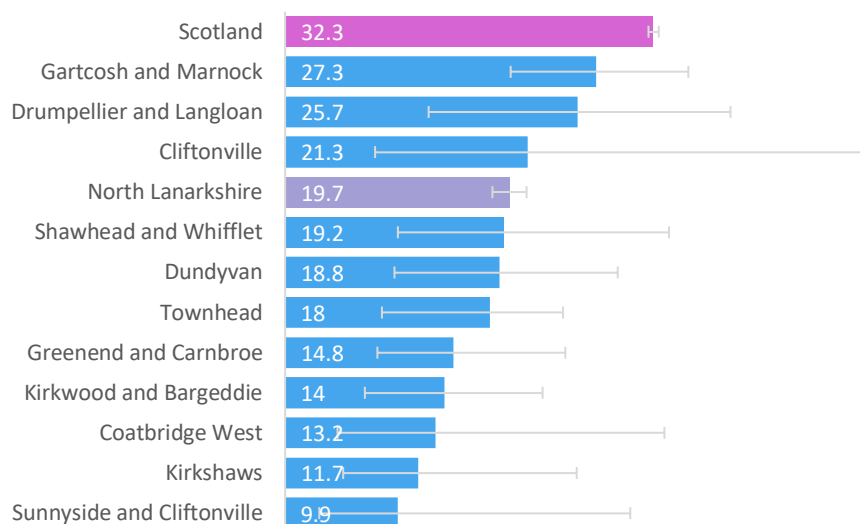
Breastfeeding varies from 4.2% in Condorrat (North locality), to 38.5% in Balloch East (North locality). This is compared to a council average of 19.7% and a national average of 32.3%. The council average has increased from 17.6% since the last locality profile update, which used data from 2018.

PERCENTAGE OF BABIES EXCLUSIVELY BREASTFED AT 6-8 WEEKS UNIVERSITY HEALTH AND SOCIAL CARE  
NORTH LANARKSHIRE LOCALITIES 2019 - 2022  
(BASED ON 3-YEAR AGGREGATES)



PERCENTAGE OF BABIES EXCLUSIVELY BREASTFED AT 6-8 WEEKS INTERMEDIATE DATAZONES IN COATBRIDGE  
2022

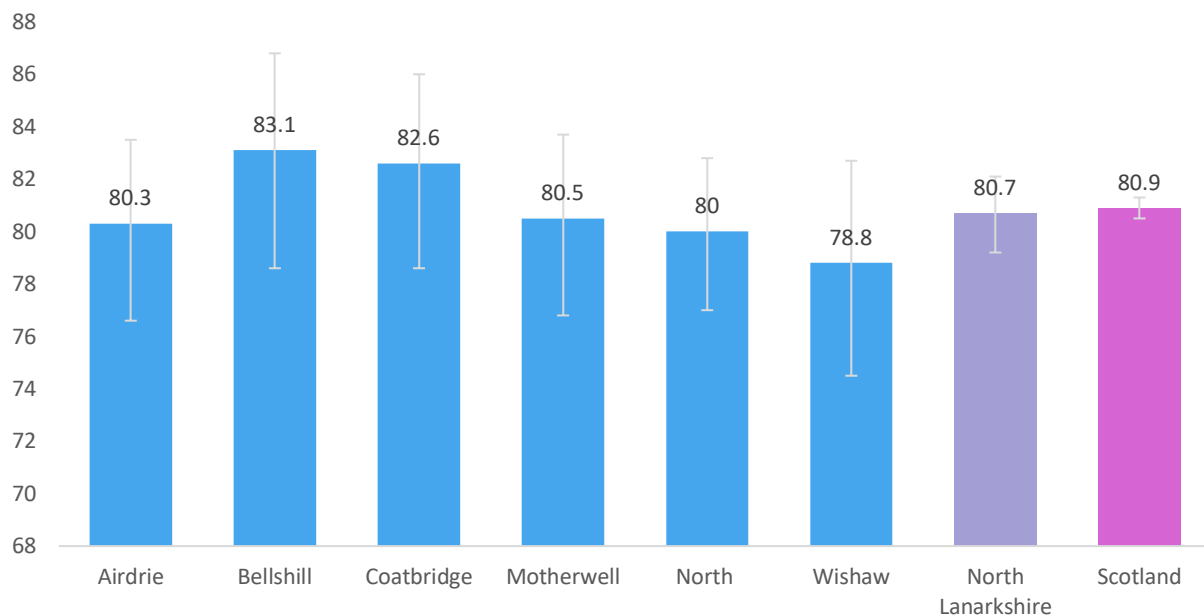
(2021/22 TO 2023/24 FINANCIAL YEARS; 3-YEAR AGGREGATES)



## HEALTHY BIRTH WEIGHT BABIES

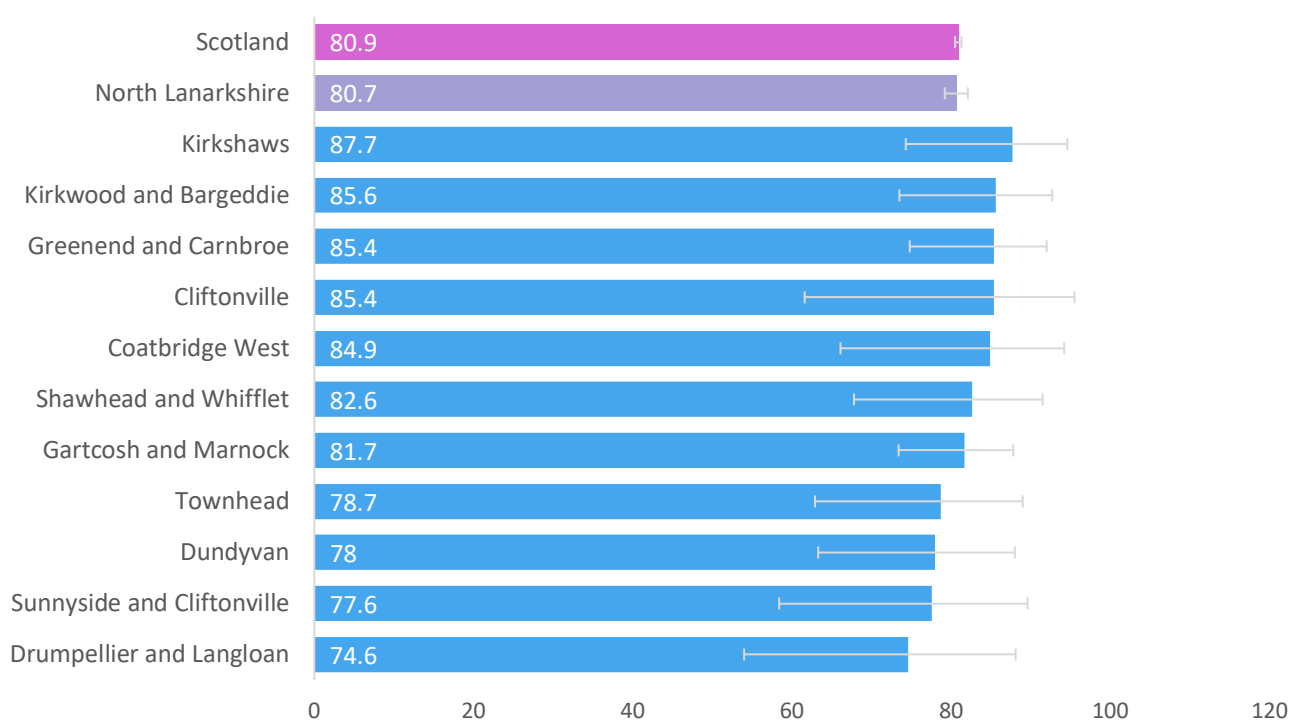
### PERCENTAGE OF HEALTHY BIRTH WEIGHT BABIES, UNIVERSITY HEALTH AND SOCIAL CARE NORTH LANARKSHIRE LOCALITIES 2022

(2021/22 TO 2023/24 FINANCIAL YEARS; 3-YEAR AGGREGATES)



### PERCENTAGE OF HEALTH BIRTH WEIGHT BABIES, INTERMEDIATE DATAZONES IN COATBRIDGE 2022

(2021/22 TO 2023/24 FINANCIAL YEARS; 3-YEAR AGGREGATES)

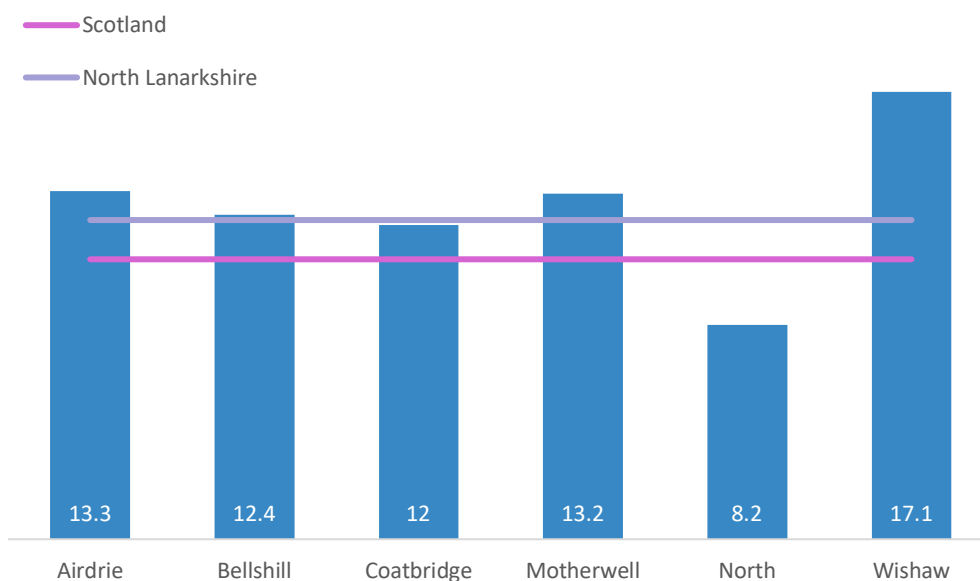


## SMOKING DURING PREGNANCY

Smoking increases the risks of a number of pregnancy-related illnesses and complications. Public Health Scotland data shows that since 2001, smoking prevalence among pregnant women has more than halved, from 25.4% in 2001 to 11% in 2022. In North Lanarkshire, data for 2022 shows that the percentage of women smoking during pregnancy is 12.2%, higher than the Scottish figure of 10.7%. Rates of women smoking during pregnancy vary from 1.4% in Carrickstone (North locality), to 26.8% in Forgewood (Motherwell locality).

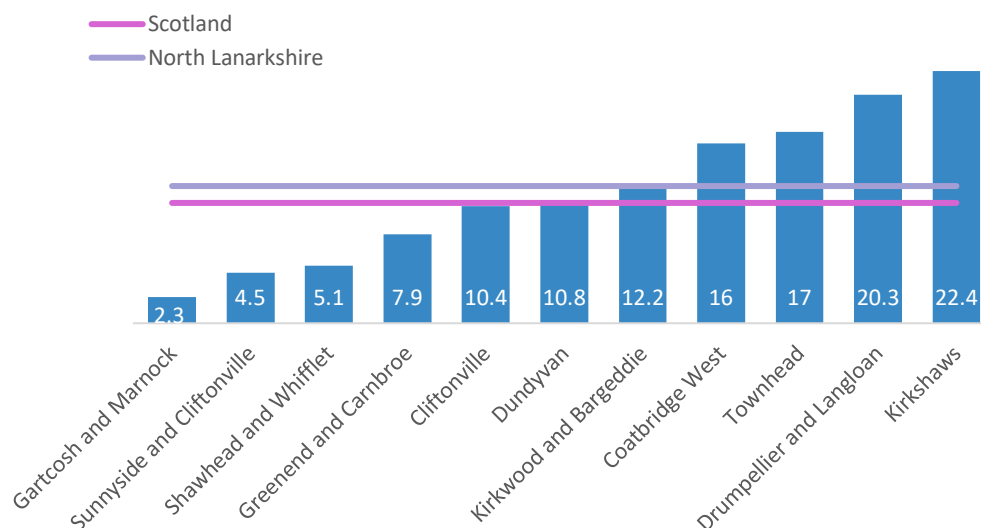
### PERCENTAGE OF WOMEN SMOKING DURING PREGNANCY UNIVERSITY HEALTH AND SOCIAL CARE NORTH LANARKSHIRE LOCALITIES 2022

(2021 TO 2023 CALENDAR YEARS; 3-YEAR AGGREGATES)



### PERCENTAGE OF WOMEN SMOKING DURING PREGNANCY INTERMEDIATE DATAZONES IN COATBRIDGE 2022

(2021 TO 2023 CALENDAR YEARS; 3-YEAR AGGREGATES)



## IMMUNISATIONS

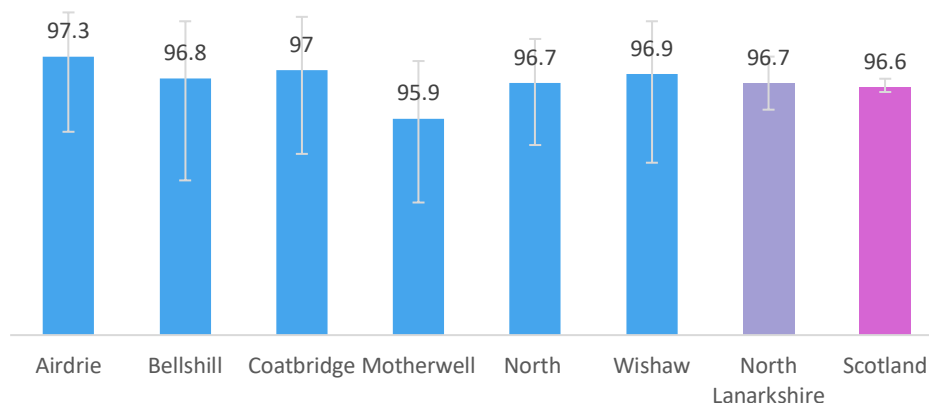
As a public health measure, immunisations are very effective in protecting individuals from serious infectious diseases and preventing the spread of disease in the wider population. The World Health Organization (WHO) recommends at least 95% of children are immunised against diseases to prevent outbreaks. When babies reach 8 weeks of age they can start the routine immunisation schedule to help protect them through early childhood.

### 6-IN-1 VACCINE

The 6-in-1 vaccine helps protect children against diphtheria, tetanus, whooping cough, polio, Hib, and Hepatitis B. Babies are offered three doses of this vaccine at ages 8, 12, and 16 weeks, although the vaccine can be given up to the age of 10.

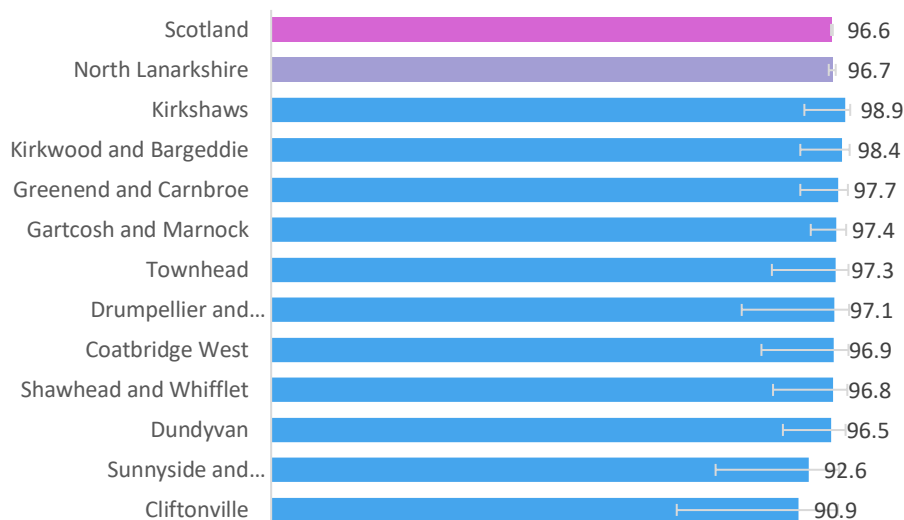
#### PERCENTAGE OF 6 IN 1 IMMUNISATION UPTAKE AT 24 MONTHS UNIVERSITY HEALTH AND SOCIAL CARE NORTH LANARKSHIRE LOCALITIES 2022

(2021 TO 2023 CALENDAR YEARS; 3-YEAR AGGREGATES)



#### PERCENTAGE OF 6 IN 1 IMMUNISATION UPTAKE AT 24 MONTHS INTERMEDIATE DATAZONES IN COATBRIDGE 2022

(2021 TO 2023 CALENDAR YEARS; 3-YEAR AGGREGATES)

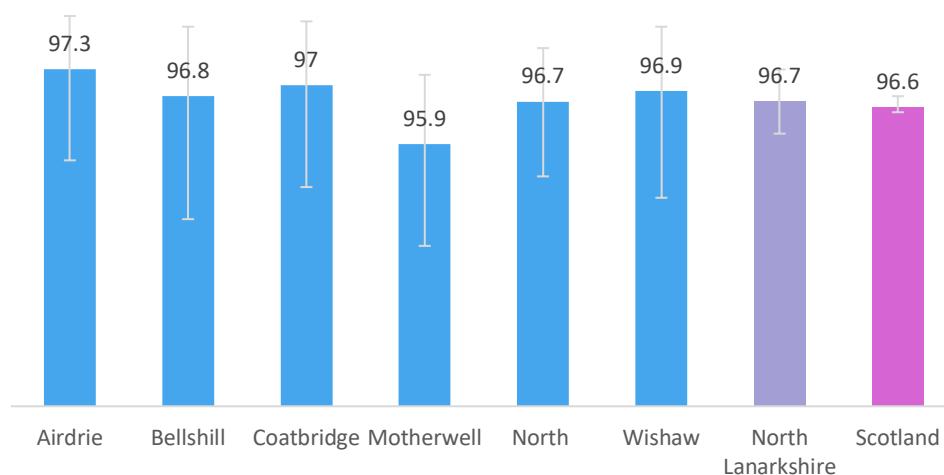


## MMR VACCINE

The MMR vaccine protects against measles, mumps and rubella. Children are offered two doses: the first at age 12-13 months and then a booster at three years and four months.

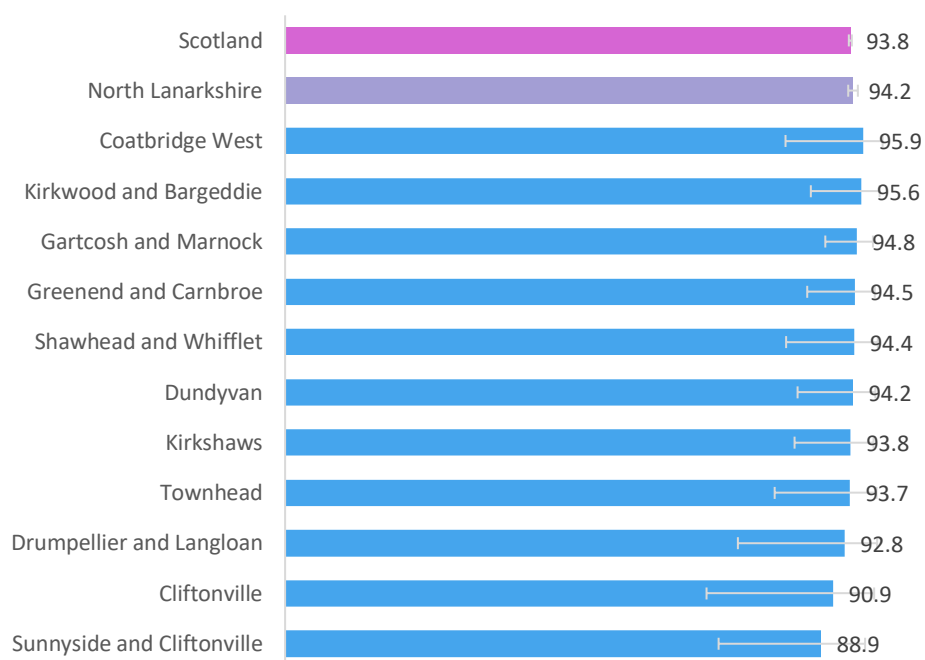
### PERCENTAGE OF MMR IMMUNISATION UPTAKE AT 24 MONTHS UNIVERSITY HEALTH AND SOCIAL CARE NORTH LANARKSHIRE LOCALITIES 2022

(2021 TO 2023 CALENDAR YEARS; 3-YEAR AGGREGATES)



### PERCENTAGE OF MMR IMMUNISATION UPTAKE AT 24 MONTHS INTERMEDIATE DATAZONES IN COATBRIDGE 2022

(2021 TO 2023 SCHOOL YEARS; 3-YEAR AGGREGATES)




## HPV VACCINE

The HPV immunisation programme began in Scotland on 1 September 2008, vaccinating S2 girls. From 2019, the vaccine was offered to all boys and girls in S1. This indicator reports the uptake of HPV vaccination amongst girls completing the S3 school year. Only this data is available at the level of HSCP locality and intermediate datazone.

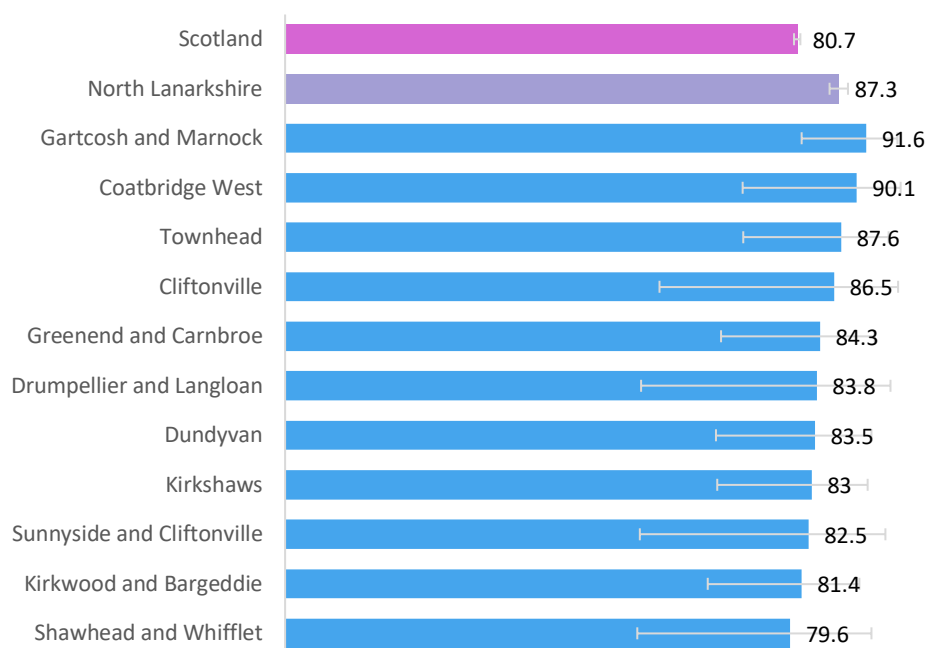
### PERCENTAGE UPTAKE OF THE HPV VACCINE IN S3 GIRLS; UNIVERSITY HEALTH AND SOCIAL CARE NORTH LANARKSHIRE LOCALITIES 2021

(2020/21 TO 2022/23; 3 YEAR ROLLING AVERAGE)



### PERCENTAGE UPTAKE OF THE HPV VACCINE IN S3 GIRLS INTERMEDIATE DATAZONES IN COATBRIDGE 2021

(2020/21 TO 2022/23; 3 YEAR ROLLING AVERAGE)



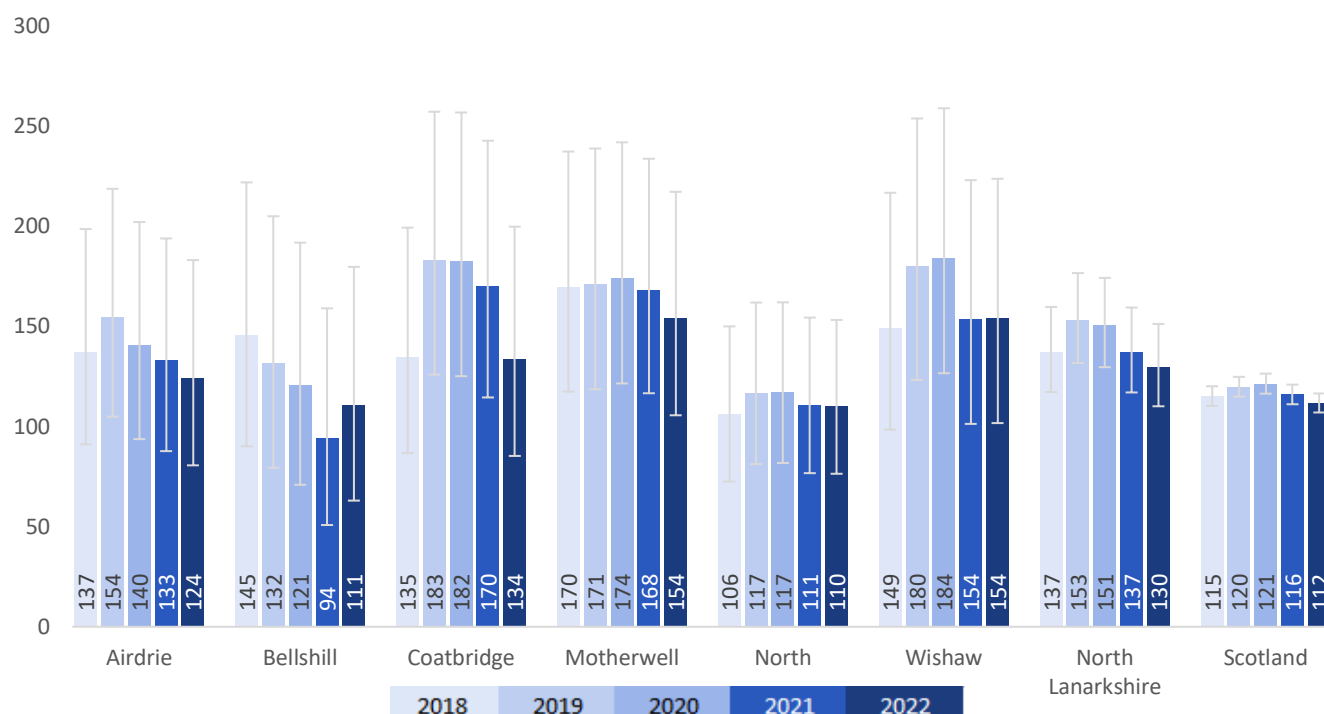
## EARLY DEATHS

The Scottish Government uses a range of indicators, specifically selected to monitor health inequalities over time; Deaths aged 15-44 years, Early Deaths from Cancer (less than 75 years old) and Early Deaths from coronary heart disease (aged <75 years) are indicators of inequalities in morbidity and mortality.

### DEATHS AGED 15-44 YEARS

The trend over the five years shown in the chart is that North Lanarkshire is higher than Scotland for all of those five years. Coatbridge is 3% higher than the North Lanarkshire figure for 2022, and 18% higher than the Scottish rate.

DEATHS AGED 15-44 YEARS UNIVERSITY HEALTH AND SOCIAL CARE NORTH LANARKSHIRE LOCALITIES 2018 TO 2022  
(3-YEAR AGGREGATE; AGE-SEX STANDARDISED RATE PER 100,000)



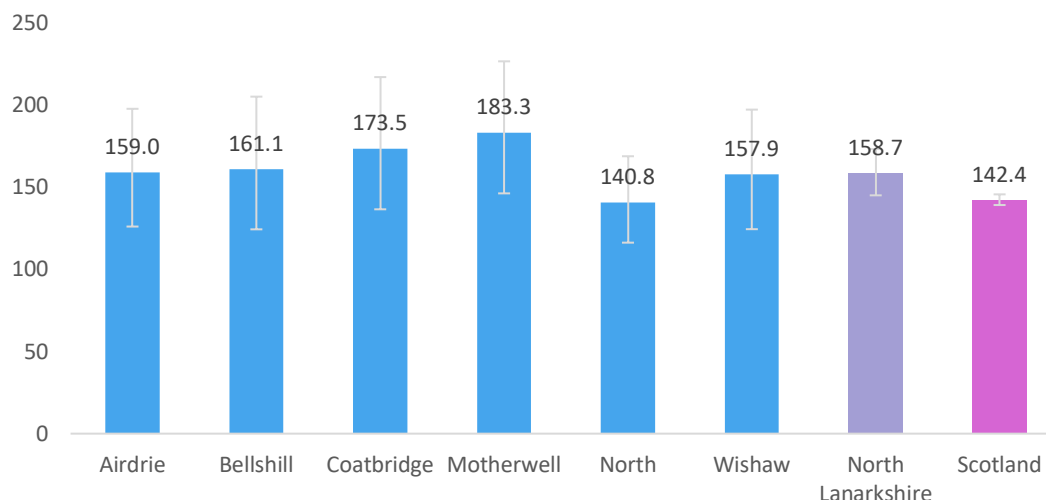
### EARLY DEATHS FROM CANCER

The number of early deaths from cancer has fallen since the last locality profile update, which used 2018-2020 3 year aggregated data. Rates in Scotland have fallen by 7%, with North Lanarkshire seeing a decrease of 12%. Airdrie locality has seen a decrease of 7%, however Wishaw locality saw the biggest decrease of 24%.



## EARLY DEATHS FROM CANCER <75 YEARS UNIVERSITY HEALTH AND SOCIAL CARE NORTH LANARKSHIRE LOCALITIES 2022

(2021 – 2023; 3-YEAR AGGREGATE; AGE-SEX STANDARDISED RATE PER 100,000)

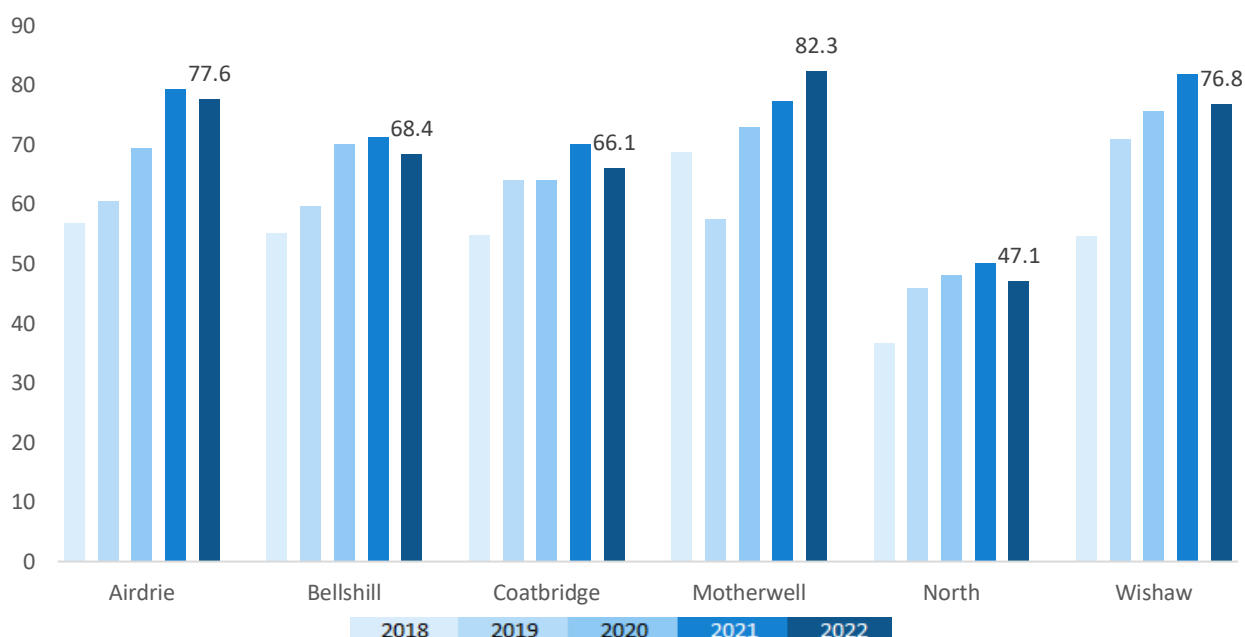


## EARLY DEATHS FROM CORONARY HEART DISEASE

Rates of early deaths from coronary heart disease (CHD) have increased by 8% in Scotland since the previous locality profile update, which used 2019 data based on 2018 to 2020 3-year aggregates. North Lanarkshire has seen an increase of 15% for the same period. Within the Coatbridge locality, the largest rise has been in the Gartcosh and Marnock datazone which has seen an increase from 27.7 to 89.5, which represents an increase of 230%. There has been an 81% increase in the Dundyvan datazone. Cliftonville has seen a reduction of 60%.

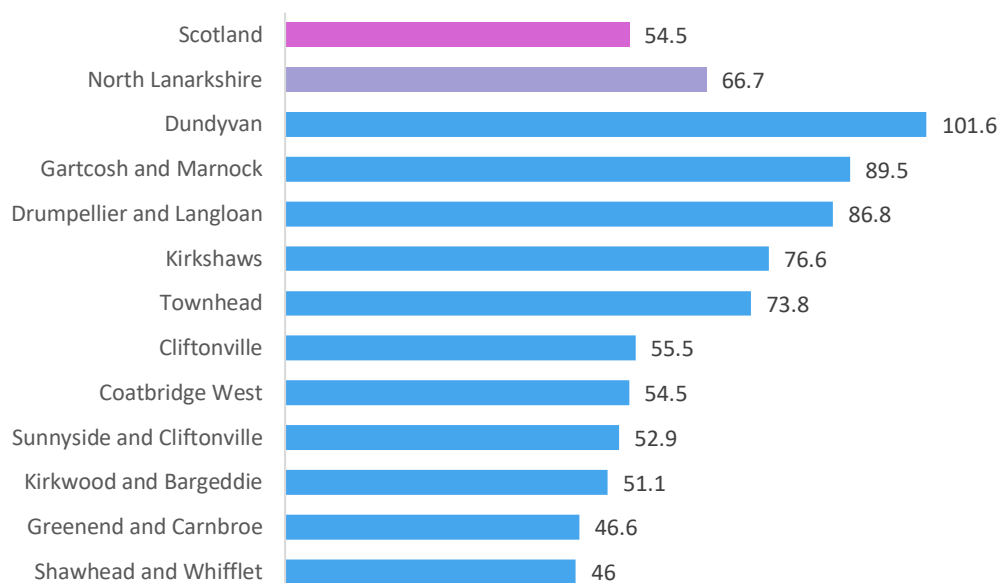
## EARLY DEATHS FROM CORONARY HEART DISEASE (CHD), AGED <75 YEARS, UNIVERSITY HEALTH AND SOCIAL CARE NORTH LANARKSHIRE LOCALITIES 2018 – 2022

(3-YEAR AGGREGATE; AGE-SEX STANDARDISED RATE PER 100,000)



## EARLY DEATHS FROM CORONARY HEART DISEASE (CHD), AGED <75 YEARS - INTERMEDIATE DATAZONES IN COATBRIDGE 2022

(2021 TO 2023; 3-YEAR AGGREGATES; AGE-SEX STANDARDISED RATE PER 100,000)



## HOSPITAL ADMISSIONS

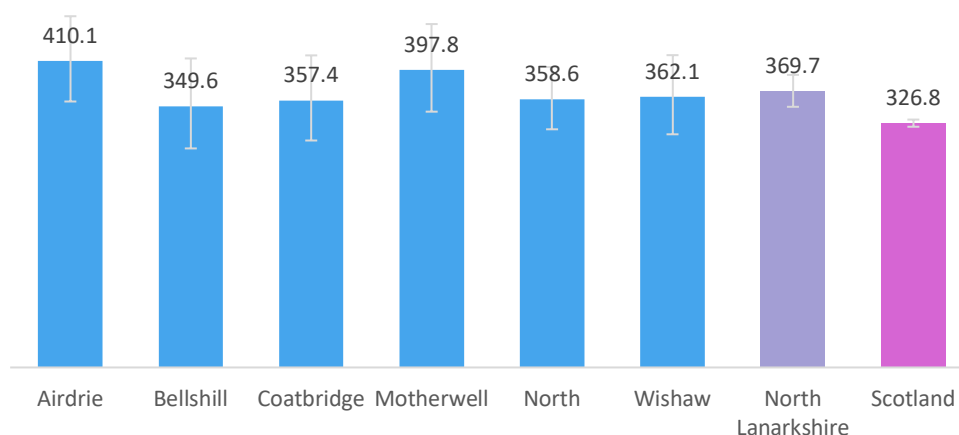
Hospital admissions can provide some indication of how certain diseases impact on people's lives.

### CORONARY HEART DISEASE (CHD) HOSPITALISATIONS

The previous locality profile update used data from 2019/2020 – 2021/22. The latest data shows that there has been a decrease of 5% in Scotland and North Lanarkshire of patients discharged from hospital with coronary heart disease. In Coatbridge locality, there has been a decrease of 1%.

### CORONARY HEART DISEASE (CHD) PATIENT HOSPITALISATIONS UNIVERSITY HEALTH AND SOCIAL CARE NORTH LANARKSHIRE LOCALITIES 2021/22 TO 2023/24 FINANCIAL YEARS

(3-YEAR AGGREGATES; AGE-SEX STANDARDISED RATE PER 100,000)

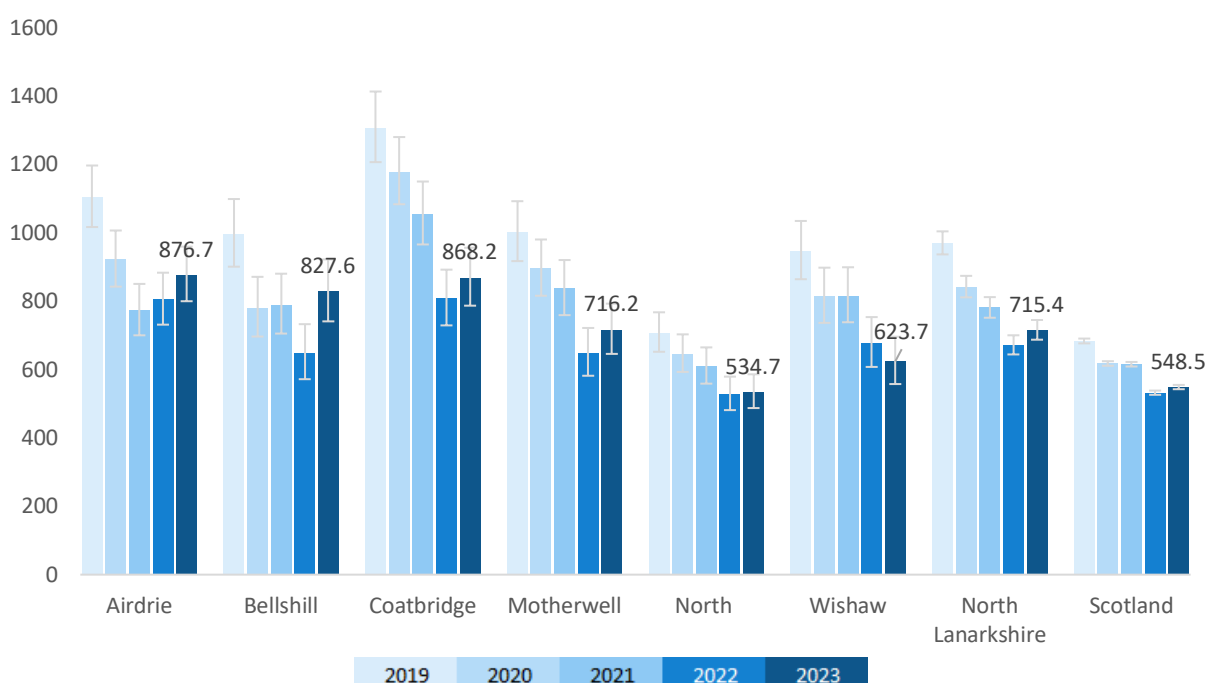


## ALCOHOL RELATED HOSPITAL ADMISSIONS

Excessive consumption of alcohol can result in a wide range of health problems. Some may occur after drinking over a relatively short period, such as acute intoxication (drunkenness) or poisoning (toxic effect). Others develop more gradually, only becoming evident after long-term heavy drinking, such as damage to the liver and brain. In addition to causing physical problems, excessive alcohol consumption can lead to mental health problems such as alcohol dependency. Alcohol can also play a factor in a range of other conditions such as injuries, epilepsy, and cancer. ([Alcohol related hospital statistics - Scotland financial year 2022/23 - Alcohol related hospital statistics - Publications - Public Health Scotland](#))

### ALCOHOL-RELATED HOSPITAL ADMISSIONS UNIVERSITY HEALTH AND SOCIAL CARE NORTH LANARKSHIRE LOCALITIES 2019 - 2023

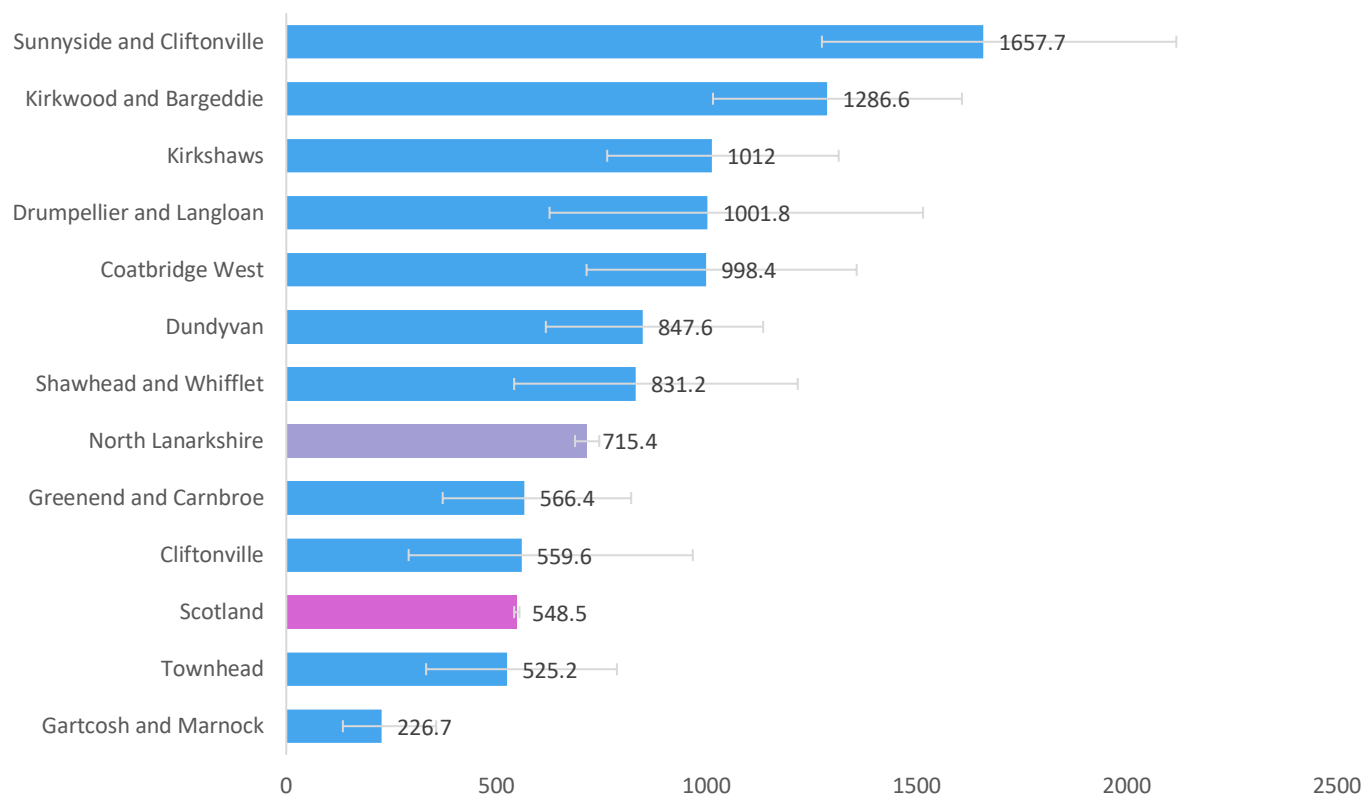
(3-YEAR AGGREGATE; AGE-SEX STANDARDISED RATE PER 100,000)



The number of alcohol related hospital admissions in North Lanarkshire and Scotland has decreased over the last five years. Since the last locality profile update, which used data from 2019, rates in North Lanarkshire have decreased by 27% with the Scotland figure falling by 19%. Within Coatbridge locality, the Townhead datazone has seen the largest decrease in the number of alcohol related hospital admissions with a fall of 67%. Two intermediate datazones in Coatbridge have not followed this trend and have seen an increase in the number of alcohol related hospital admissions – Kirkwood and Bargeddie (4%) and Sunnyside and Cliftonville (52%).

## ALCOHOL-RELATED HOSPITAL ADMISSIONS 2023 - INTERMEDIATE DATAZONES IN COATBRIDGE

(2023/24 FINANCIAL YEAR; AGE-SEX STANDARDISED RATE PER 100,000)

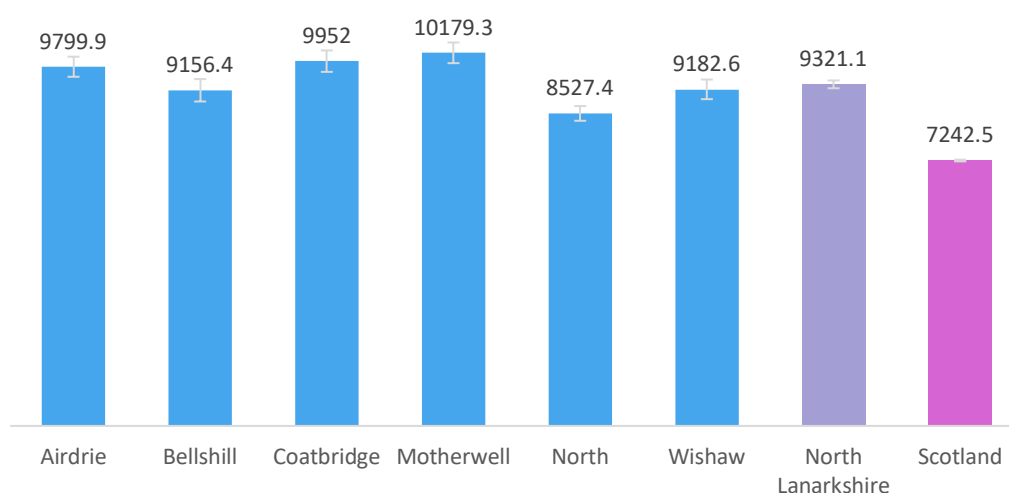


## EMERGENCY PATIENT HOSPITALISATIONS

There has been no significant change in the number of emergency patient hospitalisations since the last locality profile update, which used data from 2020.

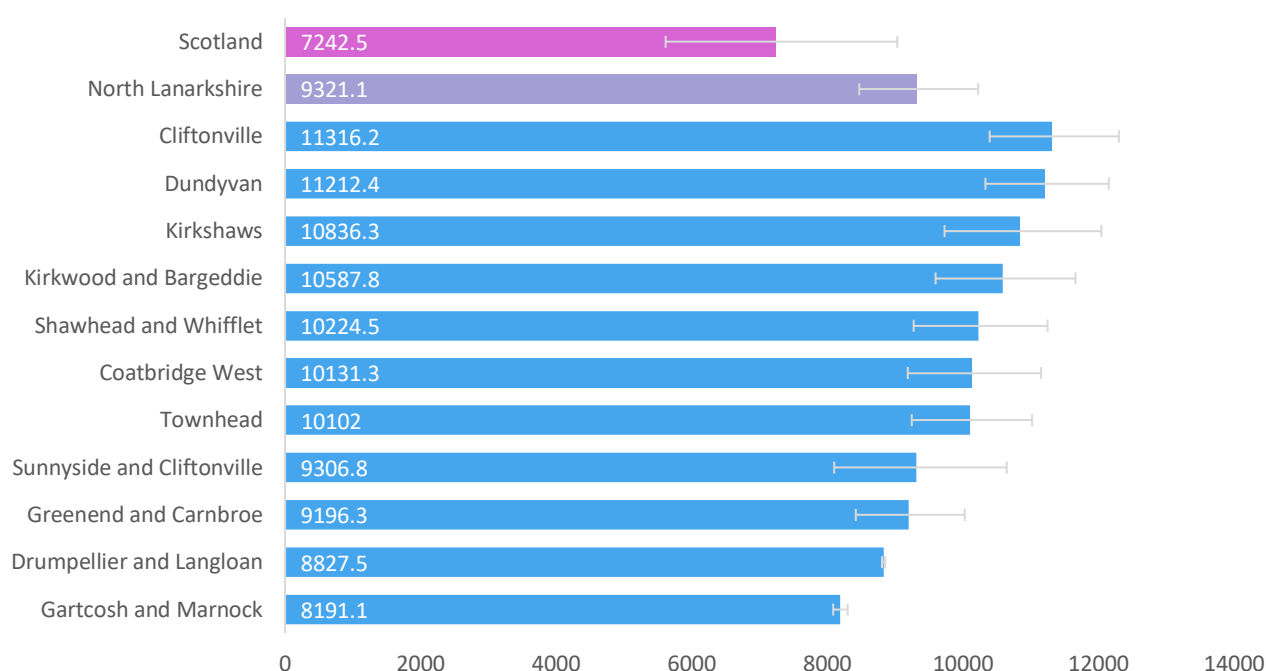
## EMERGENCY PATIENT HOSPITALISATIONS UNIVERSITY HEALTH AND SOCIAL CARE NORTH LANARKSHIRE LOCALITIES - 2022

(2021 TO 2023; 3-YEAR AGGREGATES; AGE-SEX STANDARDISED RATE PER 100,000)



## EMERGENCY PATIENT HOSPITALISATIONS INTERMEDIATE DATA ZONES IN COATBRIDGE 2022

(2021 TO 2023; 3-YEAR AGGREGATES; AGE-SEX STANDARDISED RATE PER 100,000)

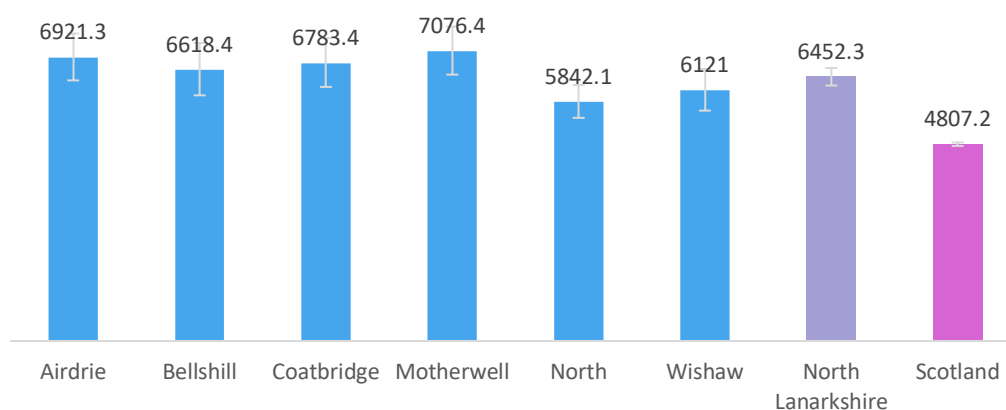


## PATIENTS (65+) WITH MULTIPLE EMERGENCY HOSPITALISATIONS

Since the last locality profile update, which used data from 2020, the number of patients aged 65+ with two or more emergency hospital admissions has fallen by 3.8% in Scotland, with the North Lanarkshire rate relatively unchanged. At a locality level, there has been no significant change since the last locality profile update except for Bellshill, which has seen a rise of 7%.

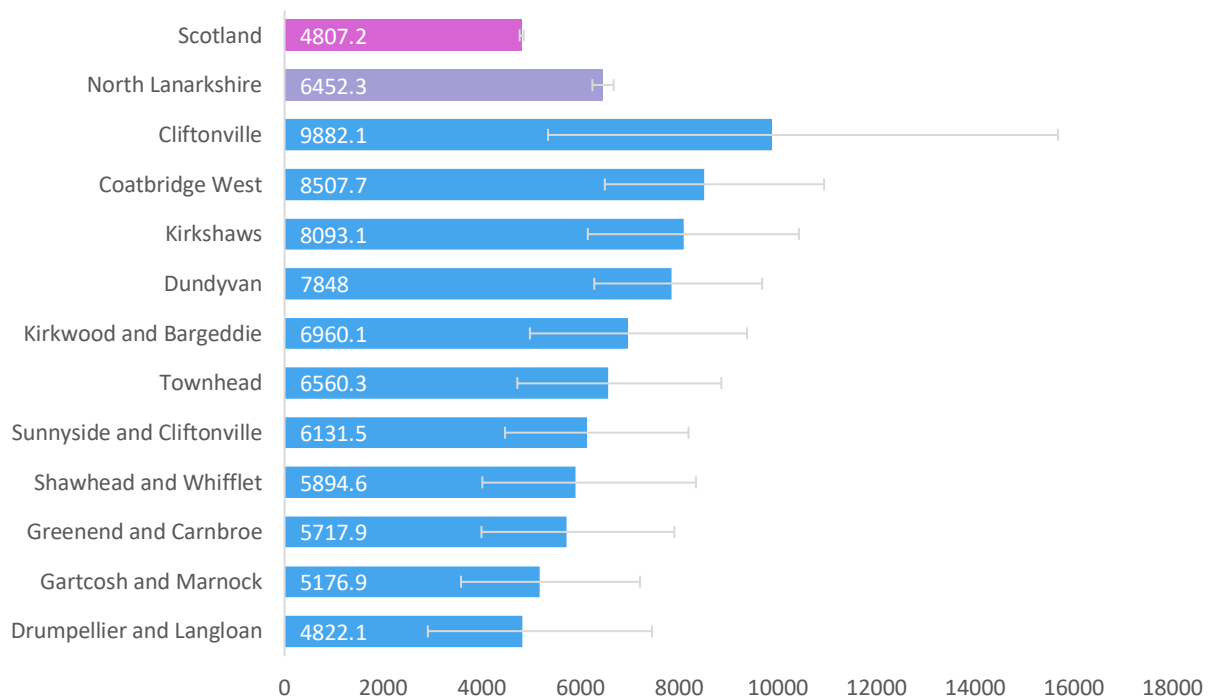
## PATIENTS (65+) WITH MULTIPLE EMERGENCY HOSPITALISATIONS – UNIVERSITY HEALTH AND SOCIAL CARE NORTH LANARKSHIRE LOCALITIES 2022

(2021 TO 2023; 3-YEAR AGGREGATES; AGE-SEX STANDARDISED RATE PER 100,000)



## PATIENTS (65+) WITH MULTIPLE EMERGENCY HOSPITALISATIONS INTERMEDIATE DATAZONES IN COATBRIDGE 2022

(2021 TO 2023; 3-YEAR AGGREGATES; AGE-SEX STANDARDISED RATE PER 100,000)

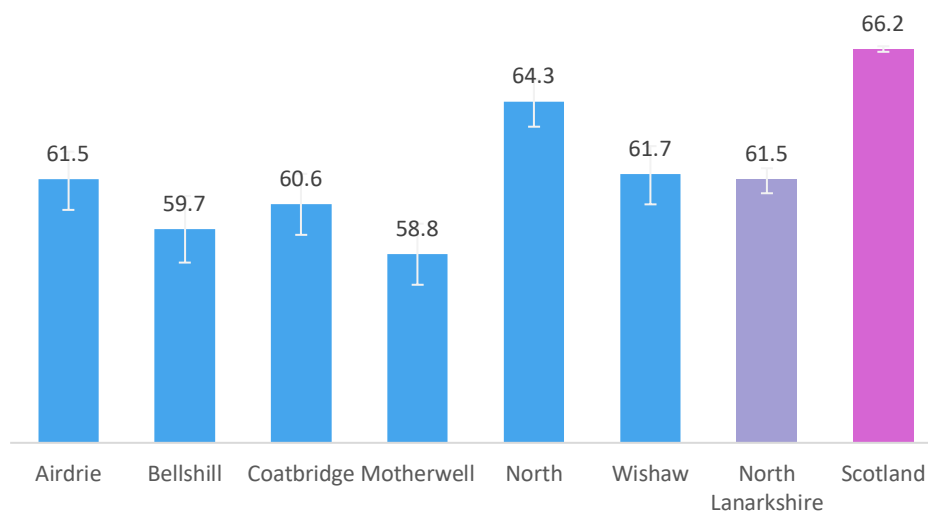


## SCREENING

Bowel screening is offered every two years to eligible men and women aged between 50- 74 years old. Eligible people are posted a test kit which is completed at home. Since 1st April 2013, those aged 75 and over can also self-refer and opt into screening.

## PERCENTAGE BOWEL SCREENING UPTAKE, UNIVERSITY HEALTH AND SOCIAL CARE NORTH LANARKSHIRE LOCALITIES 2021

(2020 TO 2022 CALENDAR YEARS; 3-YEAR AGGREGATES)



PERCENTAGE BOWEL SCREENING UPTAKE, INTERMEDIATE DATAZONES IN COATBRIDGE 2021

(2020 TO 2022 CALENDAR YEARS; 3-YEAR AGGREGATES)

